

Senate Education Appropriations Meeting January 12, 2006

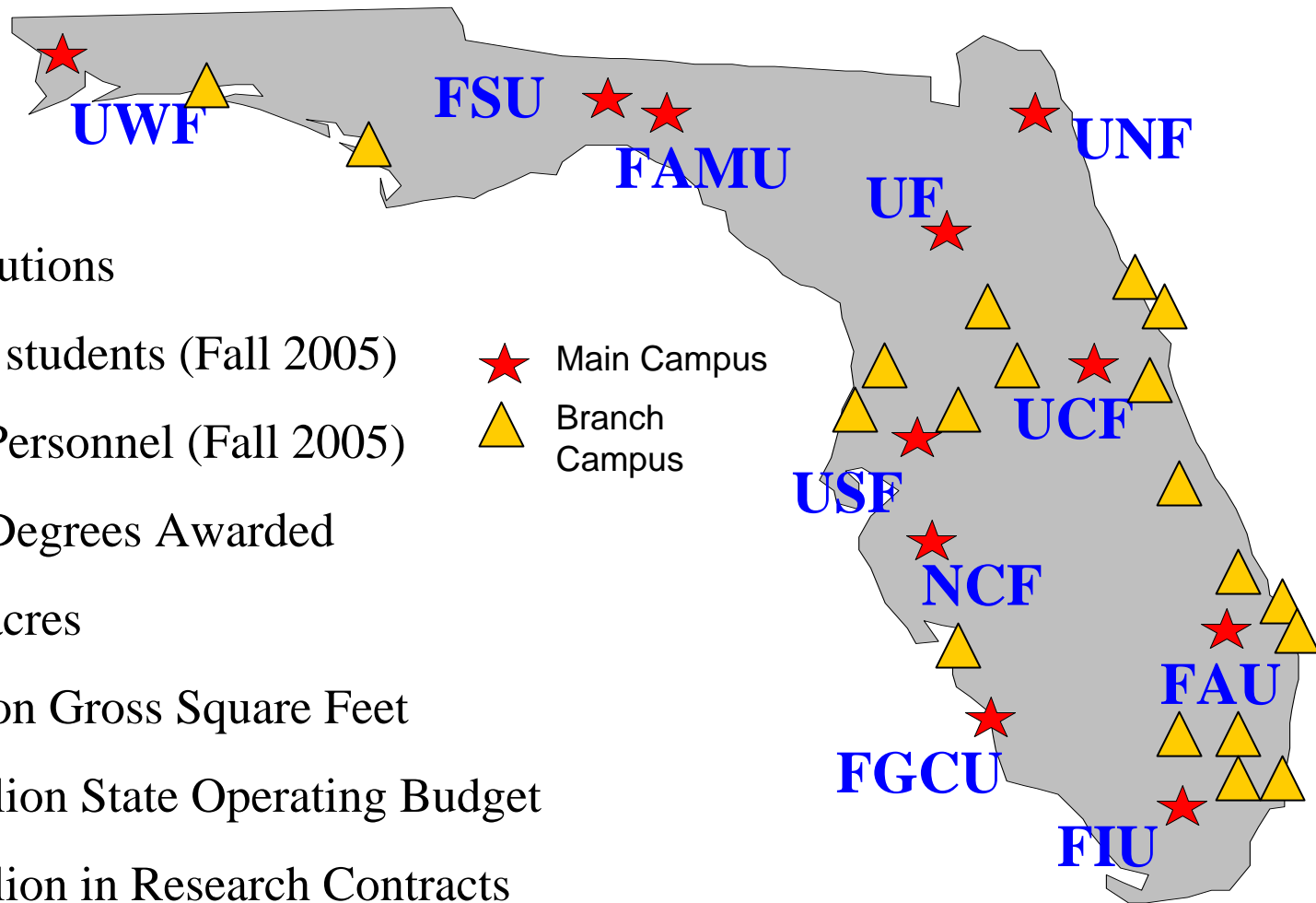
2006-2007 State University
System Legislative Budget
Request

Dr. Mark B. Rosenberg
Chancellor



State University System 2004-2005

- 11 Institutions
- 280,000 students (Fall 2005)
- 59,000 Personnel (Fall 2005)
- 60,000 Degrees Awarded
- 14,000 acres
- 64 million Gross Square Feet
- \$2.1 Billion State Operating Budget
- \$1.3 Billion in Research Contracts



Summary of LBR Issues

2005-06 State Recurring Appropriation:	\$2.1 B
2006-07 Issues:	
Professional & Workforce Needs	\$ 50 M
Enrollment Growth and Access	\$ 91 M
World Class Programs & Research	\$107 M
Community / Institutional Needs	\$ 15 M
Cost to Continue	\$ 66 M
Total 2006-07 Request:	\$2.5 B

Note: Includes general revenue and lottery funds only



Professional and Workforce Needs

More Degrees in :

➤ Teaching

➤ Nursing

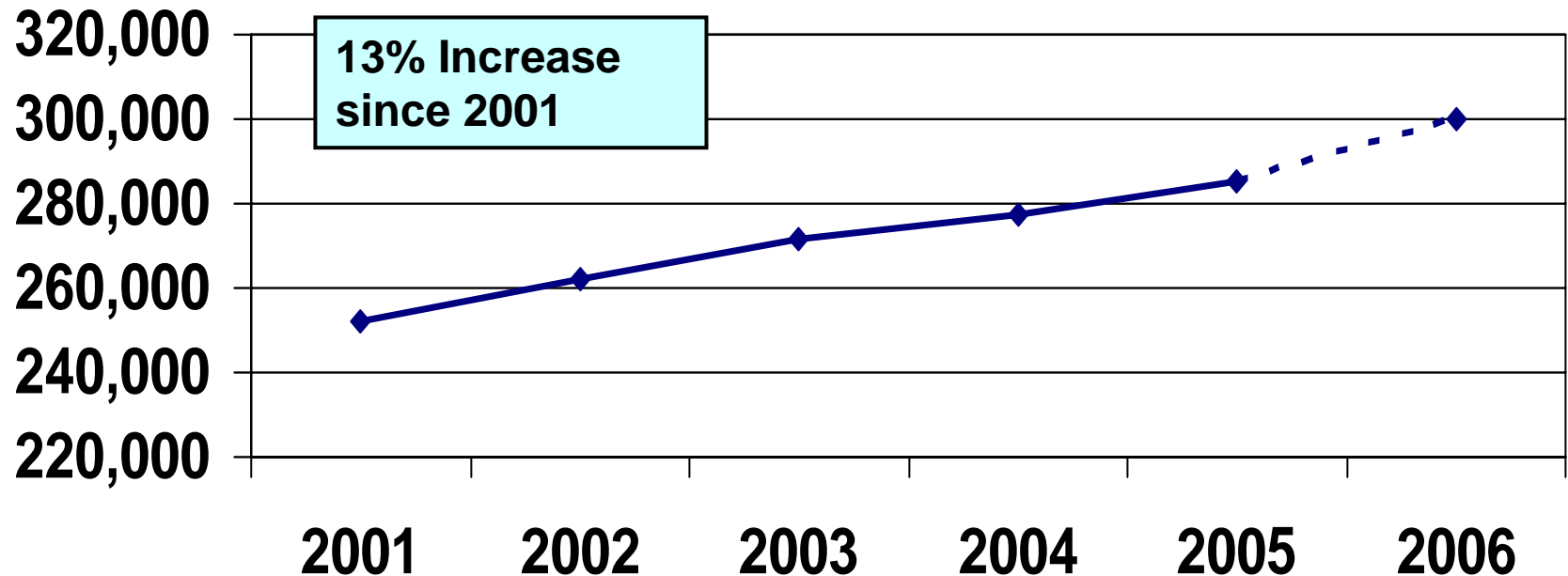
➤ Engineering

➤ Sciences



Enrollment Access & Growth

Fall Student Headcounts



World Class Academic Programs & Research

State's 2003-04 Research Investment Resulted in:

➤ **\$218 million in tax revenues**

➤ **75,000 jobs created**

➤ **Benefit-to-cost ratio of 10-to-1**



Institutional / Community Needs





Cost to Continue

- **General Cost Increases**
- **Operating Costs for New Facilities**
- **Hurricane Recovery**



Tuition

-  **Recommend a 5% increase in undergraduate resident tuition**
-  **Delegation of Legislative authority to the Board of Governors to set tuition and fees for all levels of students other than resident undergraduates**



Return on Investment

- **65,000 degrees**
- **Emphasis in Degrees in Targeted Areas**
- **\$1.6 Billion in Research Contracts**
- **Expanded Public / Private Partnerships**