

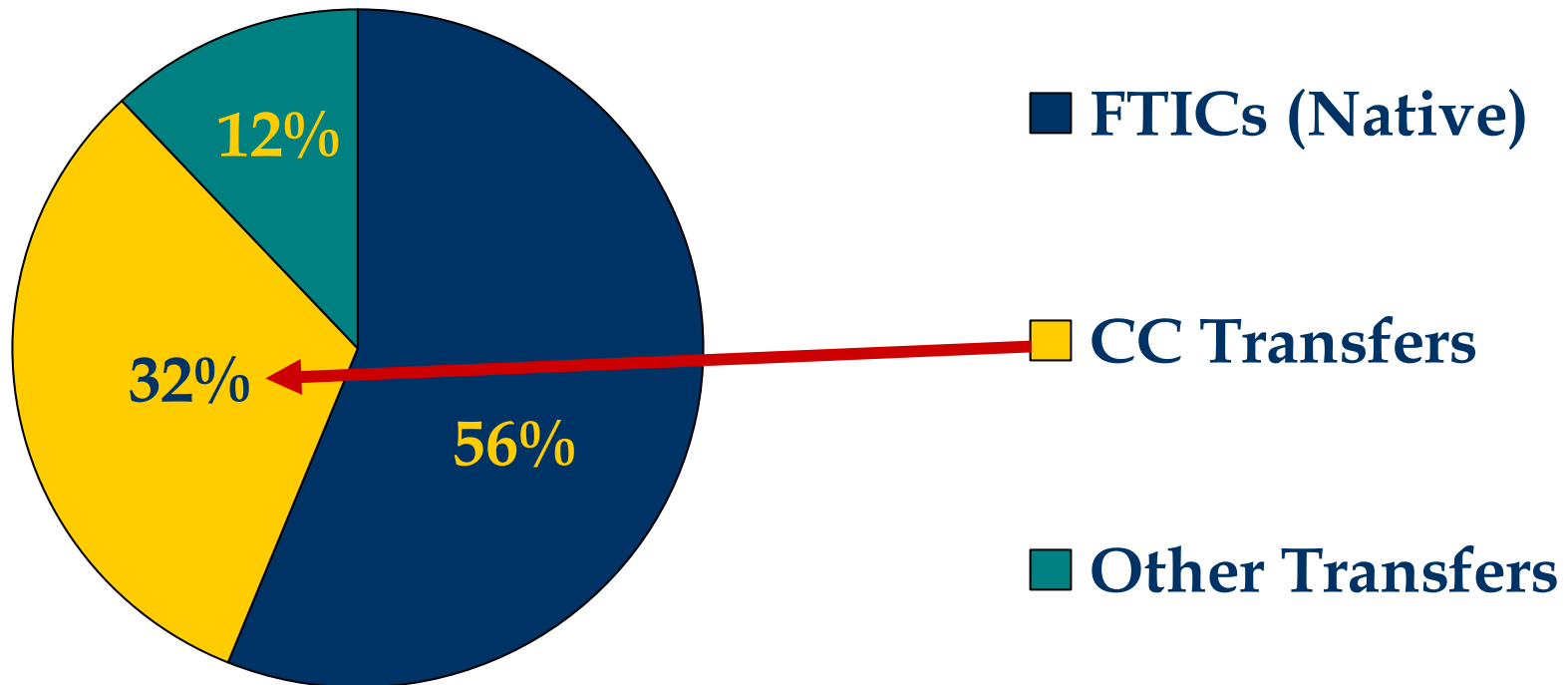


# Transfer Summit

**Mark B. Rosenberg, Chancellor**  
**Board of Governors – State University System of Florida**

**February 18, 2008**

# Newly Admitted and Registered Students Entering the SUS in Fall 2006

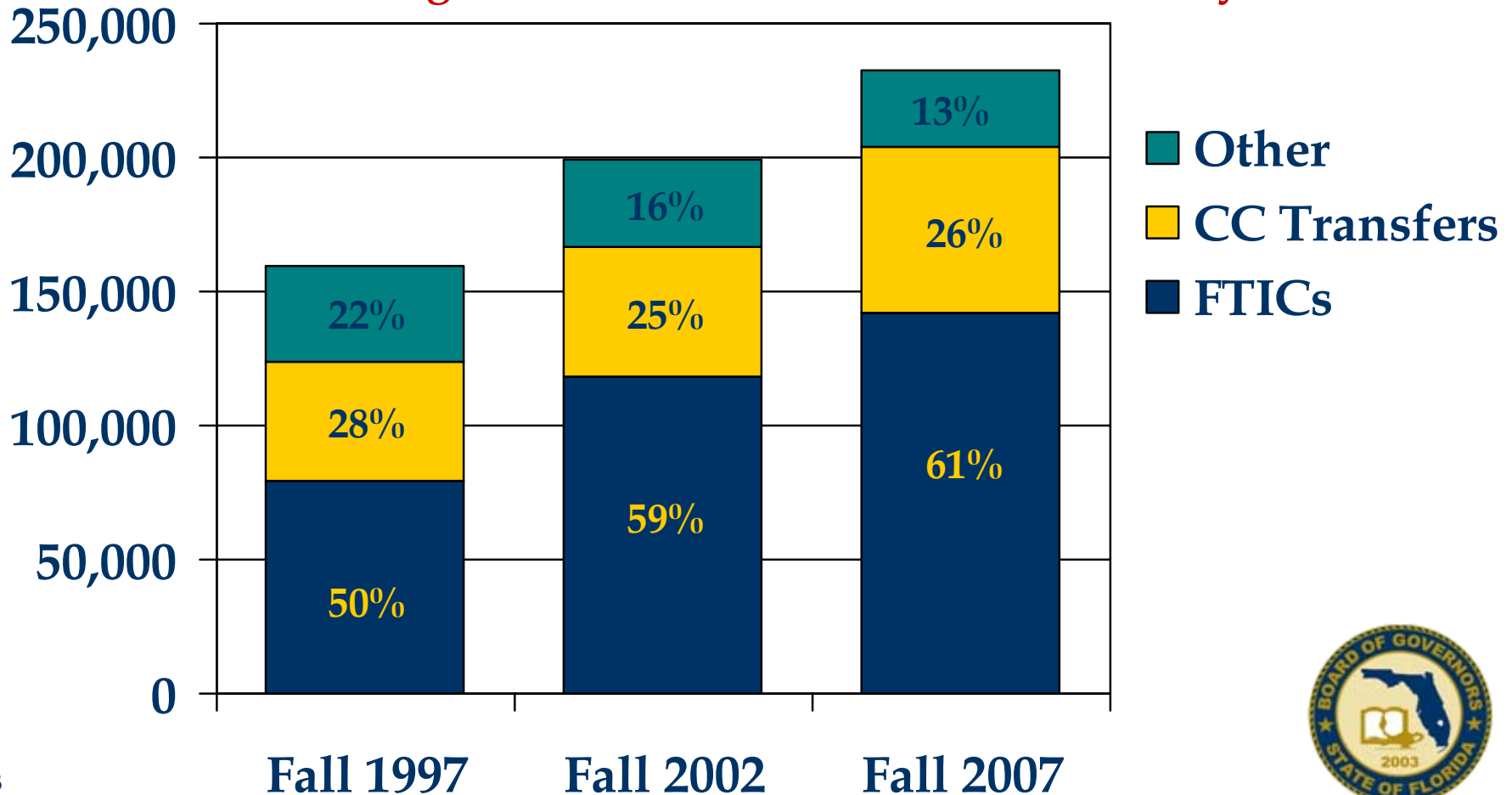


15,174 of the 47,680 new students were CC transfers.

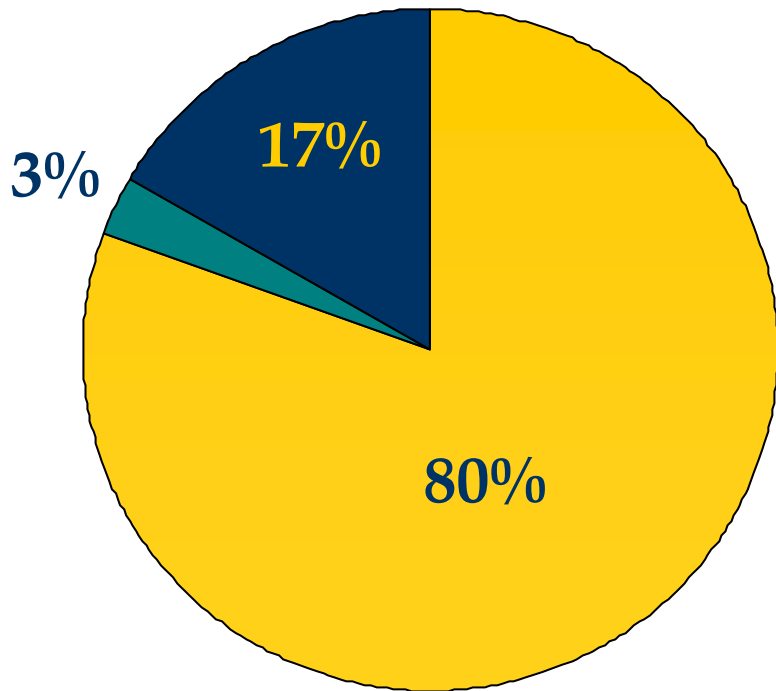


# Total Fall Undergraduate Headcount Enrollment By Student Type

**Tremendous SUS Growth in Last Decade -  
Percentage of CC Transfers More or Less Steady**



# Community College Transfers Enrolled in the SUS in Fall 2007



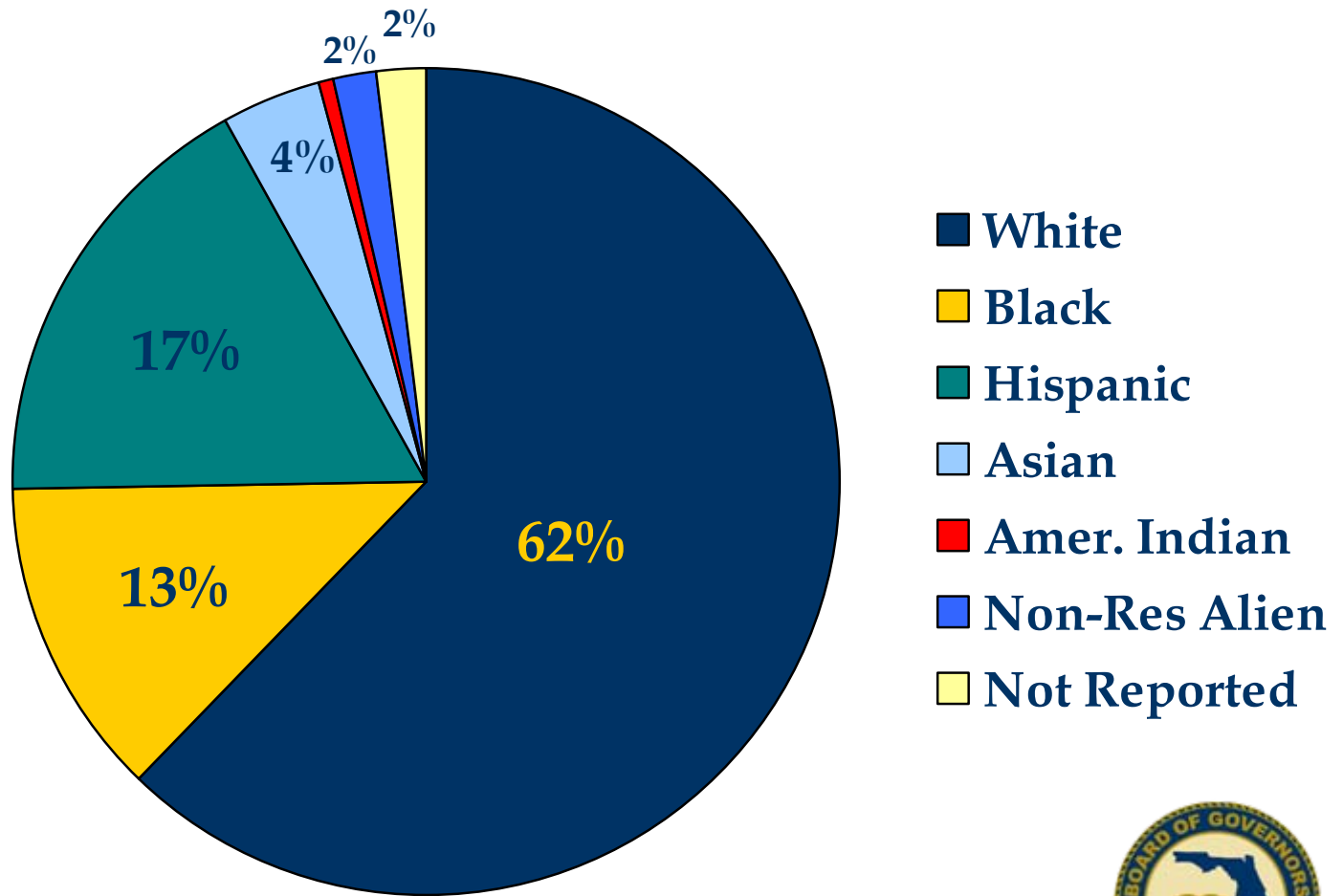
- Transfers with AA Degree
- Transfers with AS Degree
- Transfers with No FL Public CC Degree

**Not all Community College transfers complete an associate's degree prior to transfer, but current budget pressures are now resulting in tighter restrictions.**



# Florida Community College Transfers Enrolled in the SUS in Fall 2006

**58% Female**  
**42% Male**



\* Includes Community College Students Transferring With and Without Degrees

# Top Majors for Community College Transfers in the SUS

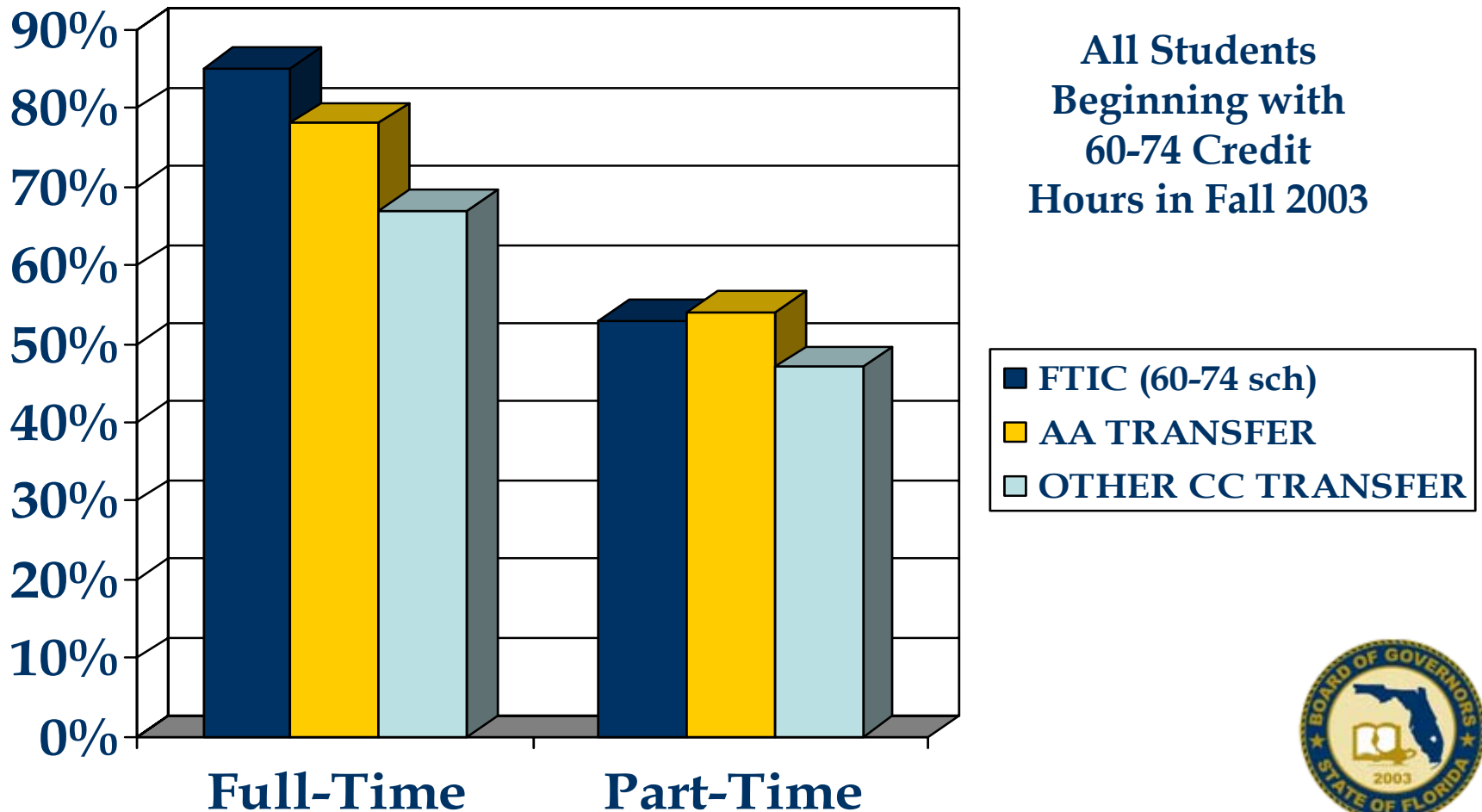
| MAJOR FIELDS  | CC TRANSFER W/ AA | CC TRANSFER W/ AS | CC TRANSFER W/O DEGREE |
|---|-------------------|-------------------|------------------------|
| BUSINESS/MANAGEMENT/<br>MARKETING/ RELATED SUPPORT SERVICES | 1                 | 2                 | 1                      |
| EDUCATION   | 2                 | 5                 | 2                      |
| SOCIAL SCIENCES   | 3                 |                   | 3                      |
| HEALTH PROFESSIONS/RELATED CLINICAL SCIENCES                | 4                 | 1                 | 4                      |
| PSYCHOLOGY  | 5                 |                   | 5                      |
| LIBERAL ARTS/SCIENCES/GENERAL STUDIES/HUMANITIES            |                   | 3                 |                        |
| ENGINEERING TECHNOLOGIES/TECHNICIANS                        |                   | 4                 |                        |



# Graduation Rates Within Four Years

## More FTICs Completing the Baccalaureate in the SUS

**More Community College Transfers Leaving Before Graduation.**



# 2+2 Articulation in Florida – Helping to Meet Florida’s Workforce Needs

## SUS Baccalaureate Degrees:

≈ 50% in education,

≈ 45% in the health professions,

≈ 35% in emerging technologies,

≈ 40% in high-wage/high-demand fields, and

≈ 40% in other disciplines . . .

**. . . are granted to community college transfers.**



# However, Florida Needs More Adults with the Baccalaureate or Higher

Florida ranks 46<sup>th</sup> for bachelor's degrees per 1,000 residents.

- Florida needs:
  - More students to successfully finish high school and pursue postsecondary education.
  - More AA students to complete common prerequisites for specific majors prior to transfer.
  - More Community College AA graduates to pursue the baccalaureate.
  - More students to graduate from the SUS in a timely manner.



# 2 + 2 Articulation in Florida: Current Challenges

- **Budget constraints limit SUS enrollments.**
- **Florida needs 2+2 to work well now more than ever.**
- **More funds for need-based financial aid.**
- **Budget constraints limit funds for advisors, sophisticated tracking/mapping systems, and staff who work to ensure that articulation mechanisms and student support services are working well.**

